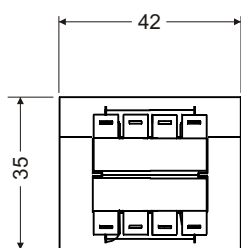
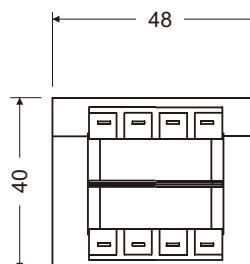
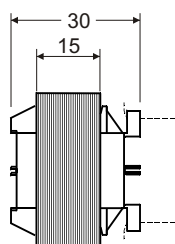


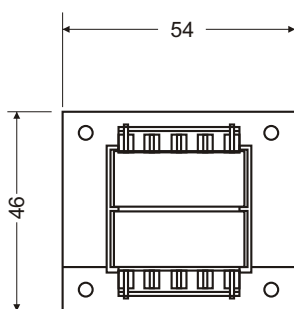
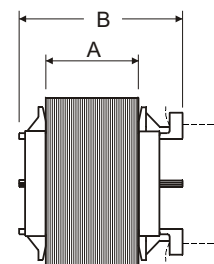
TRANSFORMATORY SIECIOWE RADIOELEKTRONICZNE



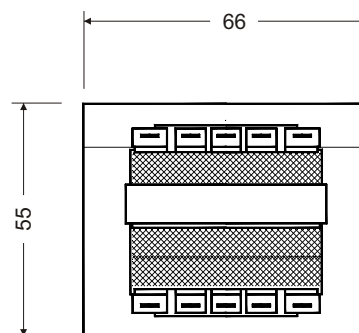
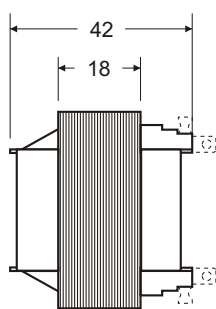
Pakiet: EI-42/15



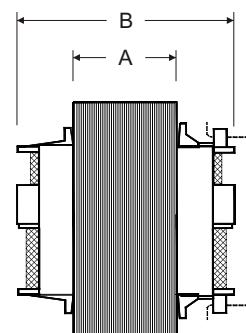
Pakiet: EI-48/A



Pakiet: EI-54/18



Pakiet: EI-66/A



| Oznaczenie | Napięcie zasilania- Moc wyjściowa w stanie jałowym | Napięcie wyjściowe (przykładowe) | Magnetowód | Wymiary zależne od grubości pakietu |
|------------|--|--|--------------------|--|
| T-4/xx | ~230V/50Hz - 4VA | 8; 9; 10; 11; 12; 13; 14; 15; 16; 17; 28 [V] | Pakiet: EI-42/15 | |
| T-6/xx | ~230V/50Hz - 6VA | 6; 7; 8; 9; 10; 11; 12; 13; 14; 15; 16; 17; 18; 20; 21; 27; 29 [V] | Pakiet: EI-48/17 | A=17mm B=33mm |
| T-8/xx | ~230V/50Hz - 8VA | 13; 15; 19 [V] | Pakiet: EI-54/18 | |
| T-10/xx | ~230V/50Hz - 10VA | 7; 10; 11; 14; 18; 26 [V] | Pakiet: EI-48/22 | A=22mm B=38mm |
| T-13/xx | ~230V/50Hz - 13VA | 6; 7; 8; 9; 10; 11; 12; 13; 14; 15; 16; 17; 18; 22; 24; 25; 26; 27 [V] | Pakiet: EI-48/28 | A=28mm B=49mm |
| T-20/xx | ~230V/50Hz - 20VA | 2x6 ; 11; 12 ; 2x12 ; 13; 14; 15; 16; 17; 18; 20; 26 [V] | Pakiet: EI-48/35 | A= 35mm B=60mm |
| | | | Pakiet: EI-66/23 | A=23mm B=50mm |
| T-40/xx | ~230V/50Hz - 40VA | 2x6 ;10; 11; 2x12;12; 13; 14; 15; 16;17; 18;20; 24; 25; 26; 28; 66; 131 [V] | Pakiet: EI-66/35,5 | A=35mm B=61mm |